



**Now there is a bluegrass that pushes  
the transition zone farther south.**



**Introducing Thermal Blue™ — The First in Scotts' Hybrid Bluegrass Series**

- The first high-quality bluegrass that tolerates heat better in tall fescue regions of the U.S.
- Finer texture than tall fescue
- Rapid establishment and excellent recoverability
- Better disease tolerance in humid regions than traditional Kentucky bluegrass
- Excels with normal professional turf maintenance programs in the South, or with low-input maintenance in traditional cool season Kentucky bluegrass areas
- University of Wisconsin–Madison trials in freezing and subfreezing temperatures prove that heat-tolerant Thermal Blue is also well acclimated to colder Northern climates.

**The Hybrid Bluegrass Series from Scotts**

Thermal Blue is the first in a series of bluegrass hybrids being developed by researchers at The Scotts Company. Our goal is to meet the ever-growing need for high performance turf grasses that can take the challenges of heat and drought with lower inputs.

The breeding program began in the early 1990s. Texas bluegrass x Kentucky bluegrass was the first hybrid successfully isolated and reproduced in Scotts trials. But because our researcher found that hybrid crosses can vary greatly in performance, turf quality, seed production and other crucial traits, research continued until a hybrid was developed that withstood hot summer conditions.

Thermal Blue performed admirably during the difficult 2002 summer, so it was selected as the premiere release for this line of bluegrass hybrids. Research continues, as the Scotts team develops

**Thermal Blue had higher heat tolerance when compared to Apollo Kentucky bluegrass and Dynasty tall fescue in a growth chamber study.**

*Dale Bremer, Ph.D.  
Department of Horticulture, Forestry & Recreation Resources  
Kansas State University  
Growth chamber does not represent all stresses present in the field.*

additional bluegrass hybrids that produce dense, fine-textured varieties that meet the turf managers' multiple challenges.

Testing proves that Thermal Blue establishes seedlings rapidly, its initial ground cover is similar to leading tall

**Ideal replacement for tall fescue, or a great addition to tall fescue mixtures**

Now there is a new bluegrass hybrid that looks great as it stands up to summer heat, drought and just about anything else that compromises turf—including winter freeze.

Turf management has become extremely challenging in recent years. Overall U.S. temperatures continue to average higher, while many areas of the country face ever-tightening water supplies.

**Thermal Blue's turf quality is as good as elite Kentucky bluegrasses.**

*John Stier, Ph.D.  
Department of Horticulture  
University of Wisconsin - Madison*

Thermal Blue has the potential to provide year-round beauty with better quality, greener turf. And Thermal Blue requires less maintenance than traditional bluegrass varieties. Its superior rhizome system helps it recover without the re-seeding that tall fescue requires.

fescue options, its long-term density surpasses tall fescue, and it resists hot weather disease such as brown patch and seeding Pythium.

**Thermal Blue Excels in the Heat of Summer.**

In independent testing, conducted in 2002 at Auburn (Alabama) University, Thermal Blue excelled during the heat of summer compared to other varieties, including turf-type tall fescue.

Thermal Blue produced the best density and turf quality of the cool season grasses at this test, which was conducted at a location where cool season grasses traditionally do not perform well in the summer under any management regime.



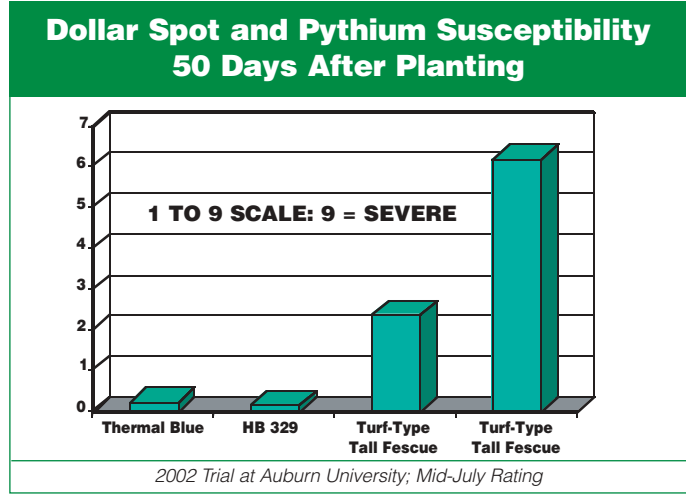
**Thermal Blue ranked in the top-performing group of the 2000 NTEP, 2001 data under management schedule C: 2-3" mowing height, 0-2 lbs. N/1000 sq. ft. per year, no irrigation after establishment or to prevent significant stand loss.**



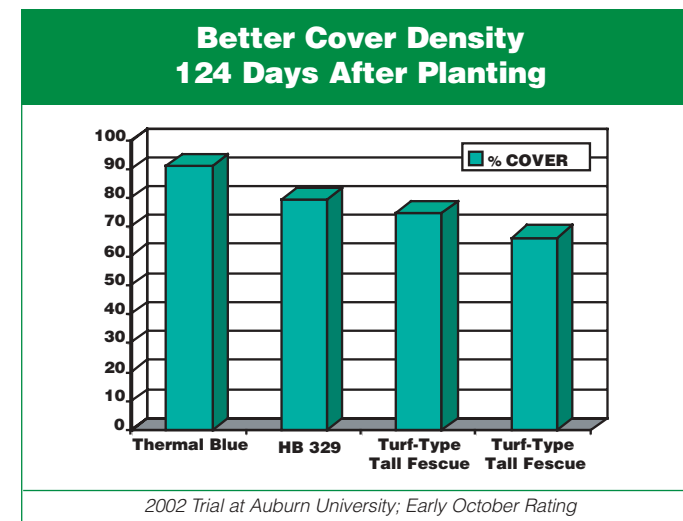
Two months after a June seeding, Thermal Blue shows no susceptibility to seedling diseases.

**Our comparisons have shown that there is significantly less brown patch on Thermal Blue versus traditional turf-type tall fescues. When brown patch was infecting tall fescue in mid-June, there were no signs of brown patch on Thermal Blue.**

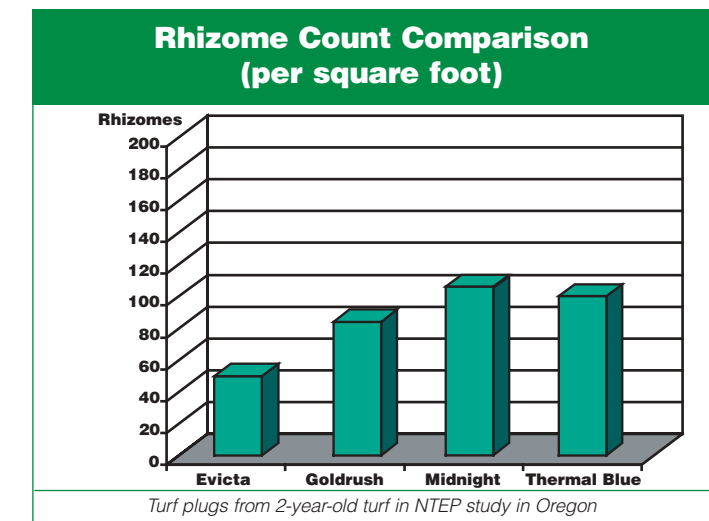
*John Sorochan, Ph.D.  
University of Tennessee*



Excellent germination 8 days after planting. Ohio State University, mid-May planting. Typical germination is between 7-14 days.



Thermal Blue's aggressive rhizome system increases drought and heat tolerance.



**Turf Managers Produce Better-Looking Results with Thermal Blue.**

Thermal Blue improves the appearance and tolerance of any turf. Its medium genetic color is much like popular Kentucky bluegrass varieties Coventry, Jefferson and Limousine. The leaf texture is similar to Abbey, Moonlight and Raven Kentucky bluegrass. Thermal Blue can be used as a mono-stand, or in mixes with Kentucky bluegrass perennial ryegrass or turf-type tall fescue. Thermal Blue's spreading nature allows turf stands to recover from drought and mechanical injury.

**“ Mixtures of tall fescue and Thermal Blue have potential to improve turf quality and perhaps reduce the need to renovate. Thermal Blue, with its rhizomes, has potential to fill voids in the tall fescue that are lost due to shade, disease, etc. ”**

*Dr. Robert Walker  
Department of Agronomy and Soils  
Auburn University*

**Thermal Blue Seeding and Application Recommendations**

Seed Count Per Pound	
Thermal Blue	1,200,000
Kentucky bluegrass	1,000,000-1,800,000
Tall Fescue	230,000-250,000
Ryegrass	200,000-300,000

Seeding Rates Lbs Per Acre Mixes indicate % by weight	
Thermal Blue Alone	.60-80 lbs.
Tall Fescue/ Thermal Blue	.90/10 or 85/15, 250-300 lbs.
Perennial Ryegrass/ Thermal Blue	.90/10, 225-250 lbs.
Kentucky bluegrass/ Thermal Blue*	.75/25*, 60-80 lbs.

\* 25% is recommended minimum

*Thermal Blue has at least four times the seed count per pound than tall fescue, so seeding rates must be adjusted accordingly.*



The Scotts Company • 14111 Scottslawn Road • Marysville, OH 43041  
1-888-270-3714 • 937-645-2528

Thermal Blue Spreader Settings			
	<b>Recommended Seeding Rates*</b>		
	1.5 lbs/M	2.25 lbs/M	
	65 lbs/acre	90 lbs/acre	Swath Width
<b>Drop</b>			
SS-2	5	6 1/2	
<b>Scotts Rotary Spreaders</b>			
AccuPro 2000/ SR-2000	L	K	7 ft
R8, R8A	K	L	7 ft
R7	E	F	7 ft

\*Calibrate spreader to insure proper setting for each spreader.

**Fertility Recommendations**

Low Maintenance	
Cool Season Region	1-2 lbs. N/1000 sq. ft. per year
Transition Region	3-4 lbs. N/1000 sq. ft. per year

High Maintenance	
Cool Season Region	1-2 lbs. N/1000 sq. ft. per year
Transition Region	3-5 lbs. N/1000 sq. ft. per year

Thermal Blue was specifically bred to answer the needs of turf managers and sod farms in the transition region and below – wherever heat is a particular challenge. With incredible eye appeal, high disease resistance and fewer maintenance requirements, Thermal Blue will soon become the first choice in bluegrass.

Contact The Scotts Company at 1-800-268-2379 for more information, or visit our website at [www.scottsprouturf.com](http://www.scottsprouturf.com).



P.O. Box 3417 - Albany, OR 97116  
1-800-268-2379